

Excellent Integrated System Limited

Stocking Distributor

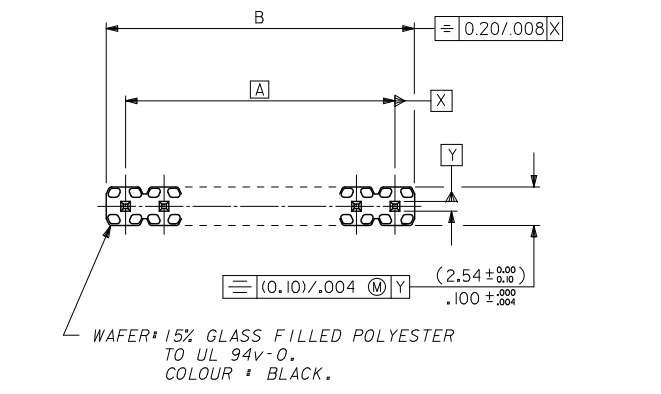
Click to view price, real time Inventory, Delivery & Lifecycle Information:

[Molex Connector Corporation](#)
[0901200129](#)

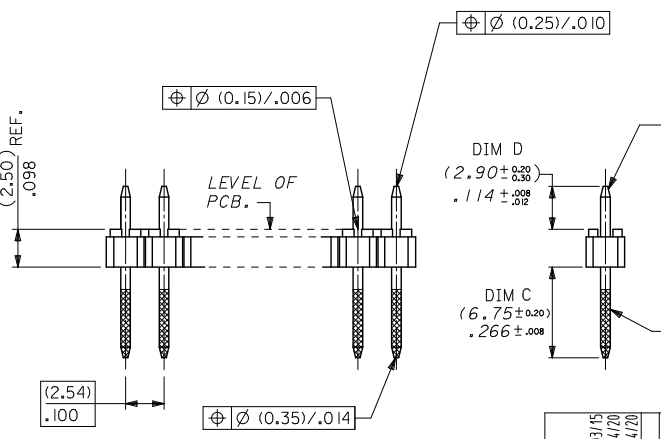
For any questions, you can email us directly:

sales@integrated-circuit.com

10 9 8 7 6 5 4 3 2 1

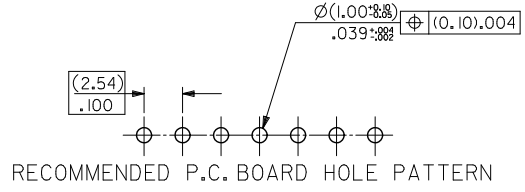


CKT SIZE	DIM. "A"		DIM. "B" (+0.45/-0.18)		CKT SIZE	DIM. "A"		DIM. "B" (+0.45/-0.18)	
1X 1			(2.54)	.100	1X21	(50.80)	2.000	(53.34)	2.100
1X 2	(2.54)	.100	(5.08)	.200	1X22	(53.34)	2.100	(55.88)	2.200
1X 3	(5.08)	.200	(7.62)	.300	1X23	(55.88)	2.200	(58.42)	2.300
1X 4	(7.62)	.300	(10.16)	.400	1X24	(58.42)	2.300	(60.96)	2.400
1X 5	(10.16)	.400	(12.70)	.500	1X25	(60.96)	2.400	(63.50)	2.500
1X 6	(12.70)	.500	(15.24)	.600	1X26	(63.50)	2.500	(66.04)	2.600
1X 7	(15.24)	.600	(17.78)	.700	1X27	(66.04)	2.600	(68.58)	2.700
1X 8	(17.78)	.700	(20.32)	.800	1X28	(68.58)	2.700	(71.12)	2.800
1X 9	(20.32)	.800	(22.86)	.900	1X29	(71.12)	2.800	(73.66)	2.900
1X10	(22.86)	.900	(25.40)	1.000	1X30	(73.66)	2.900	(76.20)	3.000
1X11	(25.40)	1.000	(27.94)	1.100	1X31	(76.20)	3.000	(78.74)	3.100
1X12	(27.94)	1.100	(30.48)	1.200	1X32	(78.74)	3.100	(81.28)	3.200
1X13	(30.48)	1.200	(33.02)	1.300	1X33	(81.28)	3.200	(83.82)	3.300
1X14	(33.02)	1.300	(35.56)	1.400	1X34	(83.82)	3.300	(86.36)	3.400
1X15	(35.56)	1.400	(38.10)	1.500	1X35	(86.36)	3.400	(88.90)	3.500
1X16	(38.10)	1.500	(40.64)	1.600	1X36	(88.90)	3.500	(91.44)	3.600
1X17	(40.64)	1.600	(43.18)	1.700	1X37	(91.44)	3.600	(93.98)	3.700
1X18	(43.18)	1.700	(45.72)	1.800	1X38	(93.98)	3.700	(96.52)	3.800
1X19	(45.72)	1.800	(48.26)	1.900	1X39	(96.52)	3.800	(99.06)	3.900
1X20	(48.26)	1.900	(50.80)	2.000	1X40	(99.06)	3.900	(101.60)	4.000



PINS: (0.650) / .0255 SQ. BRASS WIRE. PLATED AS PER SHEETS 2 TO 6.

EXTENT OF GOLD PLATE.



- NOTES
- PLEASE REFER TO SHT 2 FOR PLATING DETAILS.
 - PLEASE REFER TO SHT 3 FOR DIMENSIONS C & D.
 - RECOMMENDED PCB THICKNESS 1.60MM
 - PRODUCT SPECIFICATION: PS-99020-0001

REV	DESCRIPTION
1	UPDATE DIMS AS PER EPD NO. 2012/03/15
2	2012/04/20
3	2012/04/20
4	2012/04/20

QUALITY SYMBOLS	GENERAL TOLERANCES (UNLESS SPECIFIED)		DIMENSION STYLE		SCALE	DESIGN UNITS	THIRD ANGLE PROJECTION
	mm	INCH	MM ONLY	DATE			
∇=0	4 PLACES ±---	±---	DRAWN BY	DATE	NTS	METRIC	C-GRID III SINGLE ROW STRAIGHT PIN HEADER
∇=0	3 PLACES ±---	±---	JDENNEHY	2006/01/18			
∇=0	2 PLACES ±0.20	±---	CHECKED BY	DATE	MOLEX INCORPORATED	MOLEX INCORPORATED	SD-90120-001
∇=0	1 PLACE ±---	±---	DWASZKIEWICZ	2006/01/18			
	ANGULAR ± 3°		APPROVED BY	DATE	DOCUMENT NO.	SHEET NO.	1 OF 2
	DRAFT WHERE APPLICABLE MUST REMAIN WITHIN DIMENSIONS		MLONG	2012/02/24			
			MATERIAL NO.	SEE TABLE			
			SIZE	A3	THIS DRAWING CONTAINS INFORMATION THAT IS PROPRIETARY TO MOLEX INCORPORATED AND SHOULD NOT BE USED WITHOUT WRITTEN PERMISSION		

9 8 7 6 5 4 3 2 1

10 9 8 7 6 5 4 3 2 1

PLATING OPTIONS	PLATING DESCRIPTION
A	3.00µm MIN TIN OVER 1.27µm NICKEL OVERALL
E	0.38µm MIN GOLD IN SELECTED AREA (2 SIDES) AND 3.00µm MIN TIN IN SELECTED AREA AND 1.30µm MIN NICKEL OVERALL
F	0.76µm MIN GOLD IN SELECTED AREA (2 SIDES) AND 3.00µm MIN TIN IN SELECTED AREA AND 1.30µm MIN NICKEL OVERALL
G	0.05-0.10µm GOLD FLASH IN SELECTED AREA (2 SIDES) AND 3.00µm MIN TIN IN SELECTED AREA AND 1.30µm MIN NICKEL OVERALL

CIRCUIT SIZE	PLATING TYPE A	PLATING TYPE E	PLATING TYPE F	PLATING TYPE G
	PART NO.	PART NO.	PART NO.	PART NO.
I X 1	90120-0121	90120-0761	90120-0921	90120-1081
I X 2	-0122	-0762	-0922	-1082
I X 3	-0123	-0763	-0923	-1083
I X 4	-0124	-0764	-0924	-1084
I X 5	-0125	-0765	-0925	-1085
I X 6	-0126	-0766	-0926	-1086
I X 7	-0127	-0767	-0927	-1087
I X 8	-0128	-0768	-0928	-1088
I X 9	-0129	-0769	-0929	-1089
I X 10	-0130	-0770	-0930	-1090
I X 11	-0131	-0771	-0931	-1091
I X 12	-0132	-0772	-0932	-1092
I X 13	-0133	-0773	-0933	-1093
I X 14	-0134	-0774	-0934	-1094
I X 15	-0135	-0775	-0935	-1095
I X 16	-0136	-0776	-0936	-1096
I X 17	-0137	-0777	-0937	-1097
I X 18	-0138	-0778	-0938	-1098
I X 19	-0139	-0779	-0939	-1099
I X 20	-0140	-0780	-0940	-1100
I X 21	-0141	-0781	-0941	-1101
I X 22	-0142	-0782	-0942	-1102
I X 23	-0143	-0783	-0943	-1103
I X 24	-0144	-0784	-0944	-1104
I X 25	-0145	-0785	-0945	-1105
I X 26	-0146	-0786	-0946	-1106
I X 27	-0147	-0787	-0947	-1107
I X 28	-0148	-0788	-0948	-1108
I X 29	-0149	-0789	-0949	-1109
I X 30	-0150	-0790	-0950	-1110
I X 31	-0151	-0791	-0951	-1111
I X 32	-0152	-0792	-0952	-1112
I X 33	-0153	-0793	-0953	-1113
I X 34	-0154	-0794	-0954	-1114
I X 35	-0155	-0795	-0955	-1115
I X 36	-0156	-0796	-0956	-1116
I X 37	-0157	-0797	-0957	-1117
I X 38	-0158	-0798	-0958	-1118
I X 39	-0159	-0799	-0959	-1119
I X 40	90120-0160	90120-0800	90120-0960	90120-1120

STANDARD PRODUCTS

UPDATE DWS AS PER EP NO. 2012-0708 DRAWN BY: DRW:ATSE CHKD:SKANG APPR:MLONG 2012/03/15 2012/04/20 2012/04/20	QUALITY SYMBOLS	GENERAL TOLERANCES (UNLESS SPECIFIED)	DIMENSION STYLE	SCALE	DESIGN UNITS	THIRD ANGLE PROJECTION															
	$\sqrt{\text{V}}=0$ $\text{V}=0$ $\text{V}=0$	<table border="1"> <tr><th></th><th>mm</th><th>INCH</th></tr> <tr><td>4 PLACES</td><td>±---</td><td>±---</td></tr> <tr><td>3 PLACES</td><td>±---</td><td>±---</td></tr> <tr><td>2 PLACES</td><td>±0.20</td><td>±---</td></tr> <tr><td>1 PLACE</td><td>±---</td><td>±---</td></tr> </table>		mm	INCH	4 PLACES	±---	±---	3 PLACES	±---	±---	2 PLACES	±0.20	±---	1 PLACE	±---	±---	MM ONLY	NTS	METRIC	
		mm	INCH																		
	4 PLACES	±---	±---																		
3 PLACES	±---	±---																			
2 PLACES	±0.20	±---																			
1 PLACE	±---	±---																			
DESCRIPTION	DRAFT WHERE APPLICABLE MUST REMAIN WITHIN DIMENSIONS	DRAWN BY: JDENNEHY CHECKED BY: DWASZKIEWICZ APPROVED BY: MLONG DATE: 2006/01/18 DATE: 2006/01/18 DATE: 2012/02/24	TITLE	C-GRID III SINGLE ROW STRAIGHT PIN HEADER																	
REV: N4			MATERIAL NO. SEE TABLE SIZE: A3 THIS DRAWING CONTAINS INFORMATION THAT IS PROPRIETARY TO MOLEX INCORPORATED AND SHOULD NOT BE USED WITHOUT WRITTEN PERMISSION		MOLEX INCORPORATED DOCUMENT NO. SD-90120-001	SHEET NO. 2 OF 2															

9 8 7 6 5 4 3 2 1