Excellent Integrated System Limited

Stocking Distributor

Click to view price, real time Inventory, Delivery & Lifecycle Information:

Molex Connector Corporation
0901200762

For any questions, you can email us directly:
sales@integrated-circuit.com

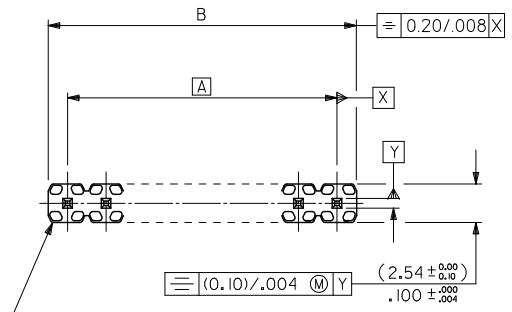

WAFER: 15% GLASS FILLED POLYESTER
TO UL 94v-0.
COLOUR : BLACK.

CKT SIZE	DIM. "A"	DIM. "B" (+0 -0.45) +0 -.018	CKT SIZE	DIM. "A"	DIM. "B" (+0 -0.45) +0 -.018
IX 1	———	(2.54) .100	IX21	(50.80) 2.000	(53.34) 2.100
IX 2	(2.54) .100	(5.08) .200	IX22	(53.34) 2.100	(55.88) 2.200
IX 3	(5.08) .200	(7.62) .300	IX23	(55.88) 2.200	(58.42) 2.300
IX 4	(7.62) .300	(10.16) .400	IX24	(58.42) 2.300	(60.96) 2.400
IX 5	(10.16) .400	(12.70) .500	IX25	(60.96) 2.400	(63.50) 2.500
IX 6	(12.70) .500	(15.24) .600	IX26	(63.50) 2.500	(66.04) 2.600
IX 7	(15.24) .600	(17.78) .700	IX27	(66.04) 2.600	(68.58) 2.700
IX 8	(17.78) .700	(20.32) .800	IX28	(68.58) 2.700	(71.12) 2.800
IX 9	(20.32) .800	(22.86) .900	IX29	(71.12) 2.800	(73.66) 2.900
IX10	(22.86) .900	(25.40) 1.000	IX30	(73.66) 2.900	(76.20) 3.000
IX11	(25.40) 1.000	(27.94) 1.100	IX31	(76.20) 3.000	(78.74) 3.100
IX12	(27.94) 1.100	(30.48) 1.200	IX32	(78.74) 3.100	(81.28) 3.200
IX13	(30.48) 1.200	(33.02) 1.300	IX33	(81.28) 3.200	(83.82) 3.300
IX14	(33.02) 1.300	(35.56) 1.400	IX34	(83.82) 3.300	(86.36) 3.400
IX15	(35.56) 1.400	(38.10) 1.500	IX35	(86.36) 3.400	(88.90) 3.500
IX16	(38.10) 1.500	(40.64) 1.600	IX36	(88.90) 3.500	(91.44) 3.600
IX17	(40.64) 1.600	(43.18) 1.700	IX37	(91.44) 3.600	(93.98) 3.700
IX18	(43.18) 1.700	(45.72) 1.800	IX38	(93.98) 3.700	(96.52) 3.800
IX19	(45.72) 1.800	(48.26) 1.900	IX39	(96.52) 3.800	(99.06) 3.900
IX20	(48.26) 1.900	(50.80) 2.000	IX40	(99.06) 3.900	(101.60) 4.000

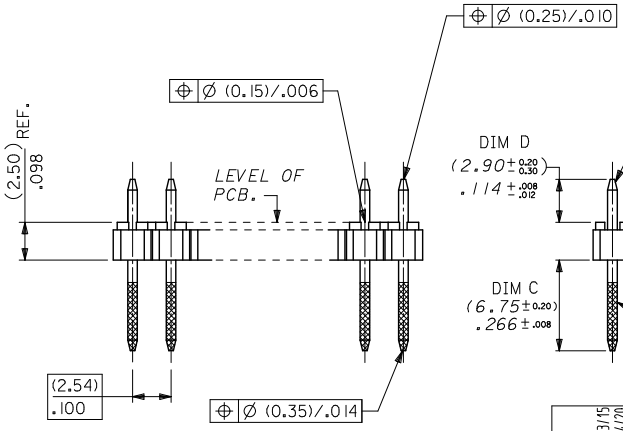

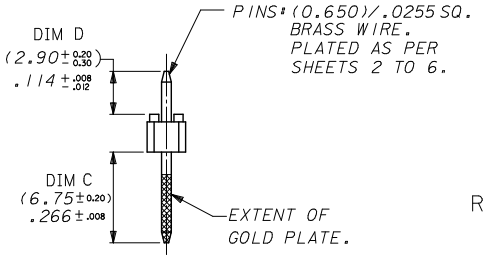

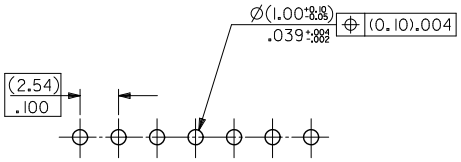

RECOMMENDED P.C. BOARD HOLE PATTERN

NOTES

1. PLEASE REFER TO SHT 2 FOR PLATING DETAILS.
2. PLEASE REFER TO SHT 3 FOR DIMENSIONS C & D.
3. RECOMMENDED PCB THICKNESS 1.60MM
4. PRODUCT SPECIFICATION: PS-99020-0001

REV	DESCRIPTION
N4	UPDATE DWG AS PER ECN#050422 EEC NO: S2012-0708 DRWN:ATSEE 2012/03/15 CHKD:SKANG 2012/04/20 APPR:MLONG 2012/04/20

QUALITY SYMBOLS: E/A=0, E/C=0, E/P=0

GENERAL TOLERANCES (UNLESS SPECIFIED)

	mm	INCH
4 PLACES	± ---	± ---
3 PLACES	± ---	± ---
2 PLACES	± 0.20	± ---
1 PLACE	± ---	± ---
ANGULAR ± 3 °		

DRAFT WHERE APPLICABLE MUST REMAIN WITHIN DIMENSIONS

DIMENSION STYLE: MM ONLY
SCALE: NTS
DESIGN UNITS: METRIC
THIRD ANGLE PROJECTION

DRAWN BY: JDENNEHY DATE: 2006/01/18
CHECKED BY: DWASZKIEWICZ DATE: 2006/01/18
APPROVED BY: MLONG DATE: 2012/02/24
MATERIAL NO.: SEE TABLE

TITLE: C-GRID III SINGLE ROW STRAIGHT PIN HEADER

MOLEX INCORPORATED

DOCUMENT NO.: SD-90120-001
SHEET NO.: 1 OF 2
SIZE: A3

THIS DRAWING CONTAINS INFORMATION THAT IS PROPRIETARY TO MOLEX INCORPORATED AND SHOULD NOT BE USED WITHOUT WRITTEN PERMISSION

tb_frame_A3_P_AM_T
Rev. F 2009/06/18

CIRCUIT SIZE	PLATING TYPE A PART NO.	PLATING TYPE E PART NO.	PLATING TYPE F PART NO.	PLATING TYPE G PART NO.
1 X 1	90120-0121	90120-0761	90120-0921	90120-1081
1 X 2	-0122	-0762	-0922	-1082
1 X 3	-0123	-0763	-0923	-1083
1 X 4	-0124	-0764	-0924	-1084
1 X 5	-0125	-0765	-0925	-1085
1 X 6	-0126	-0766	-0926	-1086
1 X 7	-0127	-0767	-0927	-1087
1 X 8	-0128	-0768	-0928	-1088
1 X 9	-0129	-0769	-0929	-1089
1 X 10	-0130	-0770	-0930	-1090
1 X 11	-0131	-0771	-0931	-1091
1 X 12	-0132	-0772	-0932	-1092
1 X 13	-0133	-0773	-0933	-1093
1 X 14	-0134	-0774	-0934	-1094
1 X 15	-0135	-0775	-0935	-1095
1 X 16	-0136	-0776	-0936	-1096
1 X 17	-0137	-0777	-0937	-1097
1 X 18	-0138	-0778	-0938	-1098
1 X 19	-0139	-0779	-0939	-1099
1 X 20	-0140	-0780	-0940	-1100
1 X 21	-0141	-0781	-0941	-1101
1 X 22	-0142	-0782	-0942	-1102
1 X 23	-0143	-0783	-0943	-1103
1 X 24	-0144	-0784	-0944	-1104
1 X 25	-0145	-0785	-0945	-1105
1 X 26	-0146	-0786	-0946	-1106
1 X 27	-0147	-0787	-0947	-1107
1 X 28	-0148	-0788	-0948	-1108
1 X 29	-0149	-0789	-0949	-1109
1 X 30	-0150	-0790	-0950	-1110
1 X 31	-0151	-0791	-0951	-1111
1 X 32	-0152	-0792	-0952	-1112
1 X 33	-0153	-0793	-0953	-1113
1 X 34	-0154	-0794	-0954	-1114
1 X 35	-0155	-0795	-0955	-1115
1 X 36	-0156	-0796	-0956	-1116
1 X 37	-0157	-0797	-0957	-1117
1 X 38	-0158	-0798	-0958	-1118
1 X 39	-0159	-0799	-0959	-1119
1 X 40	90120-0160	90120-0800	90120-0960	90120-1120

PLATING OPTIONS	PLATING DESCRIPTION
A	3.00μm MIN TIN OVER 1.27MIN NICKEL OVERALL
E	0.38μm MIN GOLD IN SELECTED AREA (2 SIDES) AND 3.00μm MIN TIN IN SELECTED AREA AND 1.30μm MIN NICKEL OVERALL
F	0.76μm MIN GOLD IN SELECTED AREA (2 SIDES) AND 3.00μm MIN TIN IN SELECTED AREA AND 1.30μm MIN NICKEL OVERALL
G	0.05-0.10μm GOLD FLASH IN SELECTED AREA (2 SIDES) AND 3.00μm MIN TIN IN SELECTED AREA AND 1.30μm MIN NICKEL OVERALL

STANDARD PRODUCTS

UPDATE DWG AS PER CGN#:0501422 2012/03/15
EEC NO: S2012-0708 2012/04/20
DRWN:ATSEE 2012/04/20
CHKD:SKANG
APPR:MLONG
DESCRIPTION
N4
REV

QUALITY SYMBOLS
$\sqrt{F_A}$=0
$\sqrt{F_C}$=0
$\sqrt{F_P}$=0

GENERAL TOLERANCES (UNLESS SPECIFIED)

	mm	INCH
4 PLACES	± ---	± ---
3 PLACES	± ---	± ---
2 PLACES	± 0.20	± ---
1 PLACE	± ---	± ---

ANGULAR ± 3 °

DRAFT WHERE APPLICABLE MUST REMAIN WITHIN DIMENSIONS

DIMENSION STYLE: MM ONLY
SCALE: NTS
DESIGN UNITS: METRIC
THIRD ANGLE PROJECTION

DRAWN BY: JDENNEHY DATE: 2006/01/18
CHECKED BY: DWASZKIEWICZ DATE: 2006/01/18
APPROVED BY: MLONG DATE: 2012/02/24
MATERIAL NO.: SEE TABLE

TITLE: C-GRID III SINGLE ROW STRAIGHT PIN HEADER
MOLEX INCORPORATED
DOCUMENT NO.: SD-90120-001
SHEET NO.: 2 OF 2
SIZE: A3

THIS DRAWING CONTAINS INFORMATION THAT IS PROPRIETARY TO MOLEX INCORPORATED AND SHOULD NOT BE USED WITHOUT WRITTEN PERMISSION

tb_frame_A3_P_AM_T
Rev. F 2009/06/18