

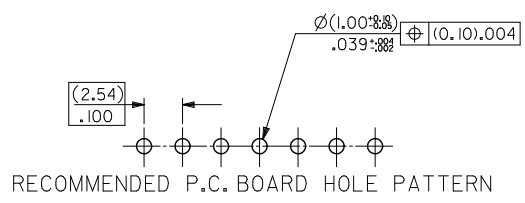
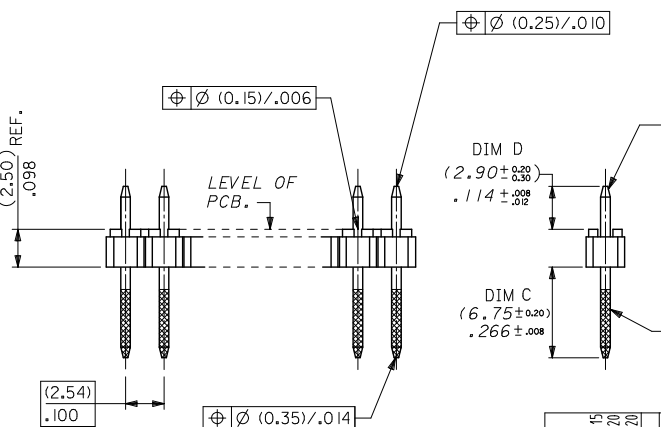
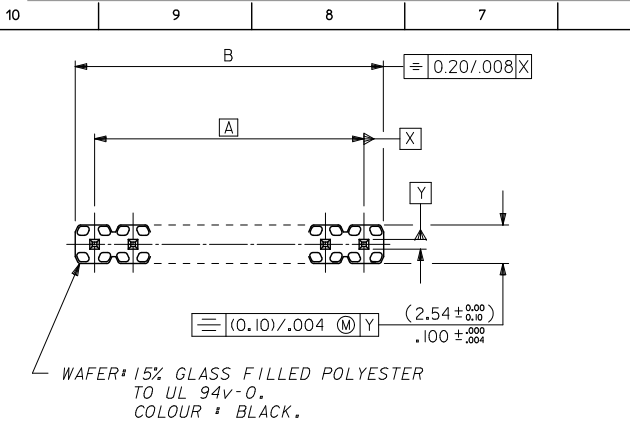
Excellent Integrated System Limited

Stocking Distributor

Click to view price, real time Inventory, Delivery & Lifecycle Information:

[Molex Connector Corporation](#)
[90120-0771](#)

For any questions, you can email us directly:
sales@integrated-circuit.com



- NOTES
- PLEASE REFER TO SHT 2 FOR PLATING DETAILS.
 - PLEASE REFER TO SHT 3 FOR DIMENSIONS C & D.
 - RECOMMENDED PCB THICKNESS 1.60MM
 - PRODUCT SPECIFICATION: PS-99020-0001

UPDATE LOG AS PER EP NO. 3012-0708 DRAWN BY: 2012/03/15 CHKD:SKANG 2012/04/20 APPR:MLONG 2012/04/20	QUALITY SYMBOLS	GENERAL TOLERANCES (UNLESS SPECIFIED)	DIMENSION STYLE	SCALE	DESIGN UNITS	THIRD ANGLE PROJECTION
	√=0	4 PLACES ± --- ± ---	MM ONLY	NTS	METRIC	
	√=0	3 PLACES ± --- ± ---				
	√=0	2 PLACES ± 0.20 ± ---				
		1 PLACE ± --- ± ---				
		ANGULAR ± 3°				
		DRAFT WHERE APPLICABLE MUST REMAIN WITHIN DIMENSIONS	MATERIAL NO.	SEE TABLE	DOCUMENT NO.	
			SIZE	A3		

C-GRID III
SINGLE ROW STRAIGHT
PIN HEADER

MOLEX INCORPORATED

SD-90120-001

SHEET NO. 1 OF 2

THIS DRAWING CONTAINS INFORMATION THAT IS PROPRIETARY TO MOLEX INCORPORATED AND SHOULD NOT BE USED WITHOUT WRITTEN PERMISSION

10 9 8 7 6 5 4 3 2 1

PLATING OPTIONS	PLATING DESCRIPTION
A	3.00µm MIN TIN OVER 1.27µm NICKEL OVERALL
E	0.38µm MIN GOLD IN SELECTED AREA (2 SIDES) AND 3.00µm MIN TIN IN SELECTED AREA AND 1.30µm MIN NICKEL OVERALL
F	0.76µm MIN GOLD IN SELECTED AREA (2 SIDES) AND 3.00µm MIN TIN IN SELECTED AREA AND 1.30µm MIN NICKEL OVERALL
G	0.05-0.10µm GOLD FLASH IN SELECTED AREA (2 SIDES) AND 3.00µm MIN TIN IN SELECTED AREA AND 1.30µm MIN NICKEL OVERALL

CIRCUIT SIZE	PLATING TYPE A	PLATING TYPE E	PLATING TYPE F	PLATING TYPE G
	PART NO.	PART NO.	PART NO.	PART NO.
I X 1	90120-0121	90120-0761	90120-0921	90120-1081
I X 2	-0122	-0762	-0922	-1082
I X 3	-0123	-0763	-0923	-1083
I X 4	-0124	-0764	-0924	-1084
I X 5	-0125	-0765	-0925	-1085
I X 6	-0126	-0766	-0926	-1086
I X 7	-0127	-0767	-0927	-1087
I X 8	-0128	-0768	-0928	-1088
I X 9	-0129	-0769	-0929	-1089
I X 10	-0130	-0770	-0930	-1090
I X 11	-0131	-0771	-0931	-1091
I X 12	-0132	-0772	-0932	-1092
I X 13	-0133	-0773	-0933	-1093
I X 14	-0134	-0774	-0934	-1094
I X 15	-0135	-0775	-0935	-1095
I X 16	-0136	-0776	-0936	-1096
I X 17	-0137	-0777	-0937	-1097
I X 18	-0138	-0778	-0938	-1098
I X 19	-0139	-0779	-0939	-1099
I X 20	-0140	-0780	-0940	-1100
I X 21	-0141	-0781	-0941	-1101
I X 22	-0142	-0782	-0942	-1102
I X 23	-0143	-0783	-0943	-1103
I X 24	-0144	-0784	-0944	-1104
I X 25	-0145	-0785	-0945	-1105
I X 26	-0146	-0786	-0946	-1106
I X 27	-0147	-0787	-0947	-1107
I X 28	-0148	-0788	-0948	-1108
I X 29	-0149	-0789	-0949	-1109
I X 30	-0150	-0790	-0950	-1110
I X 31	-0151	-0791	-0951	-1111
I X 32	-0152	-0792	-0952	-1112
I X 33	-0153	-0793	-0953	-1113
I X 34	-0154	-0794	-0954	-1114
I X 35	-0155	-0795	-0955	-1115
I X 36	-0156	-0796	-0956	-1116
I X 37	-0157	-0797	-0957	-1117
I X 38	-0158	-0798	-0958	-1118
I X 39	-0159	-0799	-0959	-1119
I X 40	90120-0160	90120-0800	90120-0960	90120-1120

STANDARD PRODUCTS

UPDATE DWS AS PER EP NO. 2012-0708 DRAWN BY: DRW:ATSE CHKD:SKANG APPR:MLONG 2012/03/15 2012/04/20 2012/04/20	QUALITY SYMBOLS	GENERAL TOLERANCES (UNLESS SPECIFIED)	DIMENSION STYLE	SCALE	DESIGN UNITS	THIRD ANGLE PROJECTION															
	$\nabla=0$ $\nabla=0$ $\nabla=0$	<table border="1"> <tr><th></th><th>mm</th><th>INCH</th></tr> <tr><td>4 PLACES</td><td>±---</td><td>±---</td></tr> <tr><td>3 PLACES</td><td>±---</td><td>±---</td></tr> <tr><td>2 PLACES</td><td>±0.20</td><td>±---</td></tr> <tr><td>1 PLACE</td><td>±---</td><td>±---</td></tr> </table>		mm	INCH	4 PLACES	±---	±---	3 PLACES	±---	±---	2 PLACES	±0.20	±---	1 PLACE	±---	±---	MM ONLY	NTS	METRIC	
		mm	INCH																		
	4 PLACES	±---	±---																		
3 PLACES	±---	±---																			
2 PLACES	±0.20	±---																			
1 PLACE	±---	±---																			
DESCRIPTION	DRAFT WHERE APPLICABLE MUST REMAIN WITHIN DIMENSIONS	DRAWN BY: JDENNEHY CHECKED BY: DWASZKIEWICZ APPROVED BY: MLONG DATE: 2006/01/18 DATE: 2006/01/18 DATE: 2012/02/24	TITLE	C-GRID III SINGLE ROW STRAIGHT PIN HEADER																	
REV: N4			MATERIAL NO. SEE TABLE	DOCUMENT NO. SD-90120-001	MOLEX INCORPORATED SHEET NO. 2 OF 2																

9 8 7 6 5 4 3 2 1