

Excellent Integrated System Limited

Stocking Distributor

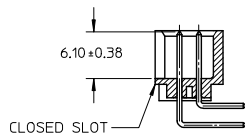
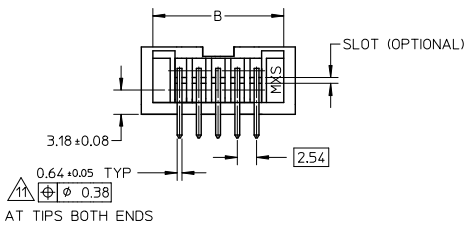
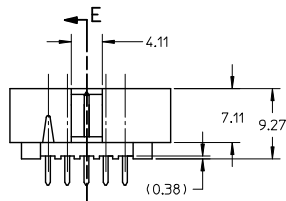
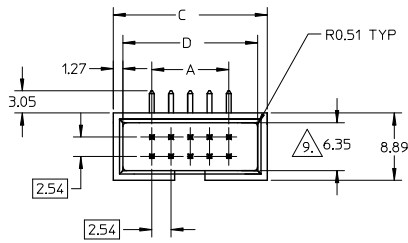
Click to view price, real time Inventory, Delivery & Lifecycle Information:

[Molex Connector Corporation](#)
[0702471051](#)

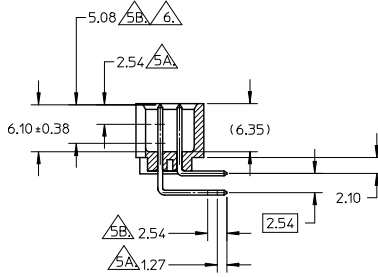
For any questions, you can email us directly:

sales@integrated-circuit.com

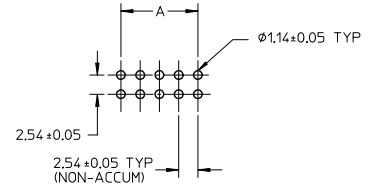
10 9 8 7 6 5 4 3 2 1



MOLEX IRELAND PRODUCTION ONLY
(OPTION)



SECTION E-E



RECOMMENDED PCB HOLE LAYOUT

LEGEND:

70247 - * * * *
CKT SIZE
PLATING OPT.

UPDATE AND REDIMENSIONS: EC NO: S2013-0606 DRAWN BY: 2013/03/07 CHKD: SKANG APPR: MLONG 2013/03/13 2013/03/13	QUALITY SYMBOLS	GENERAL TOLERANCES (UNLESS SPECIFIED)		DIMENSION STYLE MM ONLY		SCALE NTS	DESIGN UNITS METRIC	THIRD ANGLE PROJECTION
	▽=0	4 PLACES	± ---	± ---	DRAWN BY	DATE	TITLE	
	▽=0	3 PLACES	± ---	± ---	JENNIFER	1987/09/21	C-GRID, SHROUDED HEADER R/A (SLOTTED W/O STANDOFFS)	
	▽=0	2 PLACES	± 0.20	± ---	CHECKED BY	DATE		
▽=0	1 PLACE	± ---	± ---	MLAI	1987/09/21			
		ANGULAR ± 3 °		APPROVED BY	DATE	MATERIAL NO.	DOCUMENT NO.	SHEET NO.
		DRAFT WHERE APPLICABLE MUST REMAIN WITHIN DIMENSIONS		MLONG	2011/12/07	SEE DATA	SDA-70247-**-00-04	1 OF 2
J2	REV	SIZE A3		THIS DRAWING CONTAINS INFORMATION THAT IS PROPRIETARY TO MOLEX INCORPORATED AND SHOULD NOT BE USED WITHOUT WRITTEN PERMISSION				

9 8 7 6 5 4 3 2 1

10	9	8	7	6	5	4	3	2	1
----	---	---	---	---	---	---	---	---	---

NOTES:

- PIN PUSHOUT FORCE (.9072KG/2LBS MIN).
- PIN SOLDERABILITY PER MOLEX SPEC. ES-152.
- PRODUCT SPEC: PS-70246-100 APPLIES.
- WAFER TO BE FLAT WITHIN .003 MM/MM.
- DIMENSIONS FOR PLATING LOCATION:

MEASURE POINT FOR THICKNESS

MINIMUM COVERAGE

GOLD END OF PIN UNLESS OVERALL PLATED.

FINISH: - 51 : 15 MICRO INCHES MIN GOLD PLATE ON CONTACT AND 75 MICRO INCHES MIN TIN PLATE ON SOLDER TAIL BOTH OVER 50 MICRO INCHES MIN NICKEL OVERALL.

- 52 : 30 MICRO INCHES MIN GOLD PLATE ON CONTACT AND 75 MICRO INCHES MIN TIN PLATE ON SOLDER TAIL BOTH OVER 50 MICRO INCHES MIN NICKEL OVERALL.

- 54 : 5 MICRO INCHES MIN GOLD PLATE ON CONTACT AND 75 MICRO INCHES MIN TIN PLATE ON SOLDER TAIL. BOTH OVER 50 MICRO INCHES MIN NICKEL OVERALL.

CHECK WITH SALES OFFICE FOR AVAILABILITY.

DIM AT THE CENTRE OF THE SHROUDED WALL SHALL BE 5.91MM MIN. THIS SPEC IS VALID FOR ALL CKT SIZE.

10. MATERIAL:
HSG: PBT, GLASS FILLED, UL94V-0, COLOUR: BLACK
PIN: 0.64MM SQ. PIN PHOSPHOR BRONZE.

SOLDER TAIL POSITION TOLERANCE TO BE GAUGED.

PART NUMBER	CKT SIZE	DIM A	DIM B	DIM C	DIM D
70247-08**	08	7.62	14.73	17.78	15.24
70247-10**	10	10.16	17.27	20.32	17.78
70247-12**	12	12.70	19.81	22.86	20.32
70247-14**	14	15.24	22.35	25.40	22.86
70247-16**	16	17.78	24.89	27.94	25.40
70247-20**	20	22.86	29.97	33.02	30.48
70247-24**	24	27.94	35.05	38.10	35.56
70247-26**	26	30.48	37.59	40.64	38.10
70247-30**	30	35.56	42.67	45.72	43.18
70247-34**	34	40.64	47.75	50.80	48.26
70247-40**	40	48.26	55.37	58.42	55.88
70247-44**	44	53.34	60.45	63.50	60.96
70247-48**	48	58.42	65.53	68.58	66.04
70247-50**	50	60.96	68.07	71.12	68.58
70247-56**	56	68.58	75.69	78.74	76.20
70247-60**	60	73.66	80.77	83.82	81.28
70247-64**	64	78.74	85.85	88.90	86.36
70247-72**	72	88.90	96.01	99.06	96.52

UPDATE AND REDIMENSIONS: EC NO: S2013-0606 DRAWN BY: J2 CHKD: SKANG APPR: MLONG 2013/03/07 2013/03/13 2013/03/13	DESCRIPTION REV	QUALITY SYMBOLS	GENERAL TOLERANCES (UNLESS SPECIFIED)		DIMENSION STYLE		SCALE	DESIGN UNITS	THIRD ANGLE PROJECTION
		= 0 = 0 = 0	mm	INCH	MM ONLY	NTS	METRIC		
		4 PLACES ± --- ± --- 3 PLACES ± --- ± --- 2 PLACES ± 0.20 ± --- 1 PLACE ± --- ± --- ANGULAR ± 3 °	DRAWN BY	DATE	TITLE	C-GRID, SHROUDED HEADER R/A (SLOTTED W/O STANDOFFS)			
		DRAFT WHERE APPLICABLE MUST REMAIN WITHIN DIMENSIONS	CHECKED BY	DATE	MOLEX INCORPORATED		SHEET NO. 2 OF 2		
		MATERIAL NO.	SEE DATA		DOCUMENT NO.	SDA-70247-**-00-04			
		SIZE	THIS DRAWING CONTAINS INFORMATION THAT IS PROPRIETARY TO MOLEX INCORPORATED AND SHOULD NOT BE USED WITHOUT WRITTEN PERMISSION						

9	8	7	6	5	4	3	2	1
---	---	---	---	---	---	---	---	---