

Excellent Integrated System Limited

Stocking Distributor

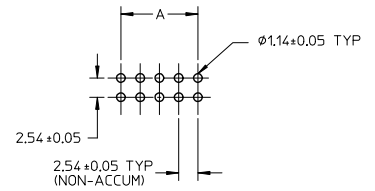
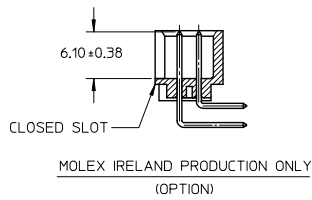
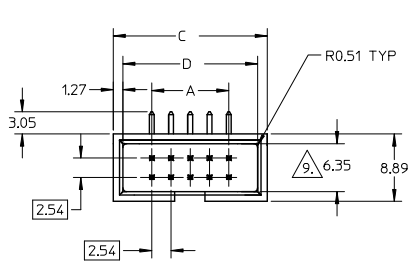
Click to view price, real time Inventory, Delivery & Lifecycle Information:

[Molex Connector Corporation](#)
[0702471651](#)

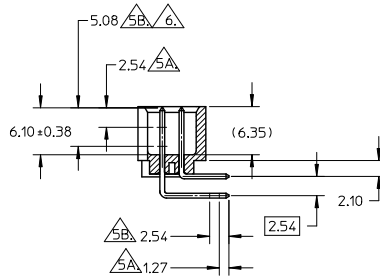
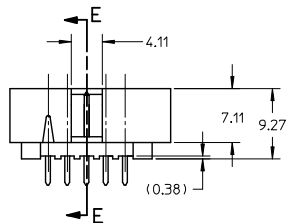
For any questions, you can email us directly:

sales@integrated-circuit.com

10 9 8 7 6 5 4 3 2 1

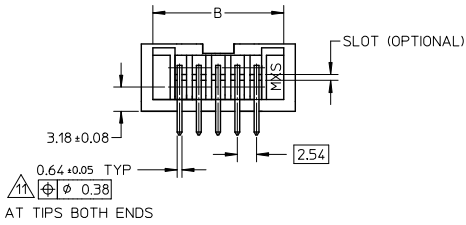


RECOMMENDED PCB HOLE LAYOUT



SECTION E-E

LEGEND:
70247 - * * * *
CKT SIZE
PLATING OPT.



UPDATE AND REDIMENSIONS: EC NO: S2013-0606 DRAWN BY: 2013/03/07 CHKD: SKANG APPR: MLONG 2013/03/13 2013/03/13	QUALITY SYMBOLS	GENERAL TOLERANCES (UNLESS SPECIFIED)		DIMENSION STYLE		SCALE	DESIGN UNITS	THIRD ANGLE PROJECTION	
	DESCRIPTION	mm	INCH	MM ONLY		NTS	METRIC	◎ □	
	▽=0	4 PLACES ±---	±---	DRAWN BY	DATE	TITLE	C-GRID, SHROUDED HEADER R/A (SLOTTED W/O STANDOFFS)		
	▽=0	3 PLACES ±---	±---	JENNIFER	1987/09/21	MOLEX INCORPORATED			
▽=0	2 PLACES ±0.20	±---	CHECKED BY	DATE	SDA-70247-**-00-04				
▽=0	1 PLACE ±---	±---	MLAI	1987/09/21	SHEET NO. 1 OF 2				
	ANGULAR ± 3°			APPROVED BY	DATE	THIS DRAWING CONTAINS INFORMATION THAT IS PROPRIETARY TO MOLEX INCORPORATED AND SHOULD NOT BE USED WITHOUT WRITTEN PERMISSION			
		DRAFT WHERE APPLICABLE MUST REMAIN WITHIN DIMENSIONS		MATERIAL NO.	DOCUMENT NO.				
				SIZE	SEE DATA				

9 8 7 6 5 4 3 2 1

10	9	8	7	6	5	4	3	2	1
----	---	---	---	---	---	---	---	---	---

NOTES:

- PIN PUSHOUT FORCE (9072KG/2LBS MIN.
- PIN SOLDERABILITY PER MOLEX SPEC. ES-152.
- PRODUCT SPEC: PS-70246-100 APPLIES.
- WAFER TO BE FLAT WITHIN .003 MM/MM.
- DIMENSIONS FOR PLATING LOCATION:

MEASURE POINT FOR THICKNESS

MINIMUM COVERAGE

GOLD END OF PIN UNLESS OVERALL PLATED.

FINISH: - 51 : 15 MICRO INCHES MIN GOLD PLATE ON CONTACT AND 75 MICRO INCHES MIN TIN PLATE ON SOLDER TAIL BOTH OVER 50 MICRO INCHES MIN NICKEL OVERALL.

- 52 : 30 MICRO INCHES MIN GOLD PLATE ON CONTACT AND 75 MICRO INCHES MIN TIN PLATE ON SOLDER TAIL BOTH OVER 50 MICRO INCHES MIN NICKEL OVERALL.

- 54 : 5 MICRO INCHES MIN GOLD PLATE ON CONTACT AND 75 MICRO INCHES MIN TIN PLATE ON SOLDER TAIL. BOTH OVER 50 MICRO INCHES MIN NICKEL OVERALL.

CHECK WITH SALES OFFICE FOR AVAILABILITY.

DIM AT THE CENTRE OF THE SHROUDED WALL SHALL BE 5.91MM MIN. THIS SPEC IS VALID FOR ALL CKT SIZE.

10. MATERIAL:
HSG: PBT, GLASS FILLED, UL94V-0, COLOUR: BLACK
PIN: 0.64MM SQ. PIN PHOSPHOR BRONZE.

SOLDER TAIL POSITION TOLERANCE TO BE GAUGED.

PART NUMBER	CKT SIZE	DIM A	DIM B	DIM C	DIM D
70247-08**	08	7.62	14.73	17.78	15.24
70247-10**	10	10.16	17.27	20.32	17.78
70247-12**	12	12.70	19.81	22.86	20.32
70247-14**	14	15.24	22.35	25.40	22.86
70247-16**	16	17.78	24.89	27.94	25.40
70247-20**	20	22.86	29.97	33.02	30.48
70247-24**	24	27.94	35.05	38.10	35.56
70247-26**	26	30.48	37.59	40.64	38.10
70247-30**	30	35.56	42.67	45.72	43.18
70247-34**	34	40.64	47.75	50.80	48.26
70247-40**	40	48.26	55.37	58.42	55.88
70247-44**	44	53.34	60.45	63.50	60.96
70247-48**	48	58.42	65.53	68.58	66.04
70247-50**	50	60.96	68.07	71.12	68.58
70247-56**	56	68.58	75.69	78.74	76.20
70247-60**	60	73.66	80.77	83.82	81.28
70247-64**	64	78.74	85.85	88.90	86.36
70247-72**	72	88.90	96.01	99.06	96.52

UPDATE AND REDIMENSIONS: EC NO: S2013-0606 DRAWN BY: JENNIFER CHKD: SKANG APPR: MLONG	2013/03/07 2013/03/13 2013/03/13	QUALITY SYMBOLS = 0 = 0 = 0	GENERAL TOLERANCES (UNLESS SPECIFIED)		DIMENSION STYLE		SCALE	DESIGN UNITS	THIRD ANGLE PROJECTION	
			mm	INCH	MM ONLY		NTS	METRIC		
			DRAWN BY		DATE	TITLE		C-GRID, SHROUDED HEADER R/A (SLOTTED W/O STANDOFFS)		
			CHECKED BY		DATE	MOLEX INCORPORATED		MATERIAL NO. SDA-70247-**-04		
APPROVED BY		DATE	SEE DATA		DOCUMENT NO.		SHEET NO.			
REV		DRAFT WHERE APPLICABLE MUST REMAIN WITHIN DIMENSIONS		SIZE		THIS DRAWING CONTAINS INFORMATION THAT IS PROPRIETARY TO MOLEX INCORPORATED AND SHOULD NOT BE USED WITHOUT WRITTEN PERMISSION		2 OF 2		

9	8	7	6	5	4	3	2	1
---	---	---	---	---	---	---	---	---