

Excellent Integrated System Limited

Stocking Distributor

Click to view price, real time Inventory, Delivery & Lifecycle Information:

[Molex Connector Corporation](#)
[70247-2651](#)

For any questions, you can email us directly:

sales@integrated-circuit.com

10 9 8 7 6 5 4 3 2 1

F

E

D

C

B

A

F

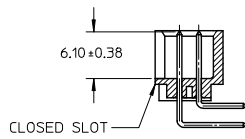
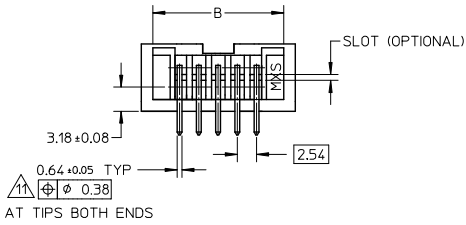
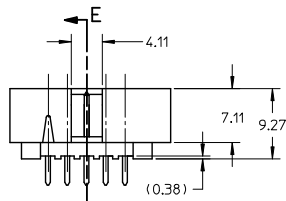
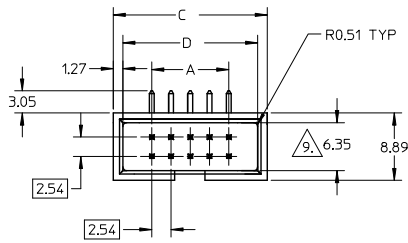
E

D

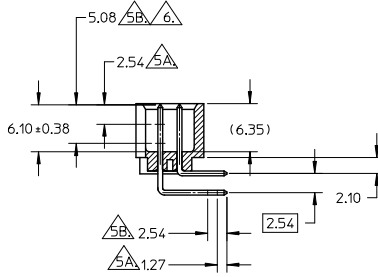
C

B

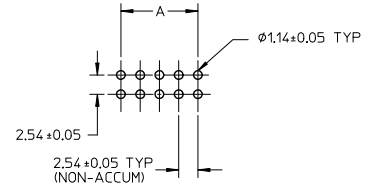
A



MOLEX IRELAND PRODUCTION ONLY
(OPTION)



SECTION E-E



RECOMMENDED PCB HOLE LAYOUT

LEGEND:

70247 - * * * *
CKT SIZE
PLATING OPT.

| UPDATE AND REDIMENSIONS: EC NO: S2013-0606 DRAWN BY: 2013/03/07 CHKD: SKANG APPR: MLONG 2013/03/13 2013/03/13 | QUALITY SYMBOLS √=0 √=0 √=0 | GENERAL TOLERANCES (UNLESS SPECIFIED) <table border="1"> <tr> <th></th> <th>mm</th> <th>INCH</th> </tr> <tr> <td>4 PLACES</td> <td>± ---</td> <td>± ---</td> </tr> <tr> <td>3 PLACES</td> <td>± ---</td> <td>± ---</td> </tr> <tr> <td>2 PLACES</td> <td>± 0.20</td> <td>± ---</td> </tr> <tr> <td>1 PLACE</td> <td>± ---</td> <td>± ---</td> </tr> <tr> <td colspan="3">ANGULAR ± 3°</td> </tr> </table> | | mm | INCH | 4 PLACES | ± --- | ± --- | 3 PLACES | ± --- | ± --- | 2 PLACES | ± 0.20 | ± --- | 1 PLACE | ± --- | ± --- | ANGULAR ± 3° | | | DIMENSION STYLE MM ONLY | SCALE NTS | DESIGN UNITS METRIC | THIRD ANGLE PROJECTION |
|--|---|---|--|---|--------------------|------------------|-------|-------|----------|-------|-------|----------|--------|-------|---------|-------|-------|--------------|--|--|-----------------------------------|---------------------|-------------------------------|------------------------|
| | | mm | INCH | | | | | | | | | | | | | | | | | | | | | |
| | 4 PLACES | ± --- | ± --- | | | | | | | | | | | | | | | | | | | | | |
| | 3 PLACES | ± --- | ± --- | | | | | | | | | | | | | | | | | | | | | |
| 2 PLACES | ± 0.20 | ± --- | | | | | | | | | | | | | | | | | | | | | | |
| 1 PLACE | ± --- | ± --- | | | | | | | | | | | | | | | | | | | | | | |
| ANGULAR ± 3° | | | | | | | | | | | | | | | | | | | | | | | | |
| J2 | DESCRIPTION | DRAFT WHERE APPLICABLE MUST REMAIN WITHIN DIMENSIONS | DRAWN BY: JENNIFER CHECKED BY: MLAI APPROVED BY: MLONG DATE: 1987/09/21 DATE: 1987/09/21 DATE: 2011/12/07 | TITLE: C-GRID, SHROUDED HEADER R/A (SLOTTED W/O STANDOFFS) | MOLEX INCORPORATED | SHEET NO. 1 OF 2 | | | | | | | | | | | | | | | | | | |
| MATERIAL NO. SEE DATA | | | DOCUMENT NO. SDA-70247-**-00-04 | THIS DRAWING CONTAINS INFORMATION THAT IS PROPRIETARY TO MOLEX INCORPORATED AND SHOULD NOT BE USED WITHOUT WRITTEN PERMISSION | | | | | | | | | | | | | | | | | | | | |

9 8 7 6 5 4 3 2 1

| | | | | | | | | | |
|----|---|---|---|---|---|---|---|---|---|
| 10 | 9 | 8 | 7 | 6 | 5 | 4 | 3 | 2 | 1 |
|----|---|---|---|---|---|---|---|---|---|

NOTES:

- PIN PUSHOUT FORCE (9072KG/2LBS MIN).
- PIN SOLDERABILITY PER MOLEX SPEC. ES-152.
- PRODUCT SPEC: PS-70246-100 APPLIES.
- WAFER TO BE FLAT WITHIN .003 MM/MM.
- DIMENSIONS FOR PLATING LOCATION:

MEASURE POINT FOR THICKNESS

MINIMUM COVERAGE

GOLD END OF PIN UNLESS OVERALL PLATED.

FINISH: - 51 : 15 MICRO INCHES MIN GOLD PLATE ON CONTACT AND 75 MICRO INCHES MIN TIN PLATE ON SOLDER TAIL BOTH OVER 50 MICRO INCHES MIN NICKEL OVERALL.

- 52 : 30 MICRO INCHES MIN GOLD PLATE ON CONTACT AND 75 MICRO INCHES MIN TIN PLATE ON SOLDER TAIL BOTH OVER 50 MICRO INCHES MIN NICKEL OVERALL.

- 54 : 5 MICRO INCHES MIN GOLD PLATE ON CONTACT AND 75 MICRO INCHES MIN TIN PLATE ON SOLDER TAIL. BOTH OVER 50 MICRO INCHES MIN NICKEL OVERALL.

CHECK WITH SALES OFFICE FOR AVAILABILITY.

DIM AT THE CENTRE OF THE SHROUDED WALL SHALL BE 5.91MM MIN. THIS SPEC IS VALID FOR ALL CKT SIZE.

10. MATERIAL:
HSG: PBT, GLASS FILLED, UL94V-0, COLOUR: BLACK
PIN: 0.64MM SQ. PIN PHOSPHOR BRONZE.

SOLDER TAIL POSITION TOLERANCE TO BE GAUGED.

| PART NUMBER | CKT SIZE | DIM A | DIM B | DIM C | DIM D |
|-------------|----------|-------|-------|-------|-------|
| 70247-08** | 08 | 7.62 | 14.73 | 17.78 | 15.24 |
| 70247-10** | 10 | 10.16 | 17.27 | 20.32 | 17.78 |
| 70247-12** | 12 | 12.70 | 19.81 | 22.86 | 20.32 |
| 70247-14** | 14 | 15.24 | 22.35 | 25.40 | 22.86 |
| 70247-16** | 16 | 17.78 | 24.89 | 27.94 | 25.40 |
| 70247-20** | 20 | 22.86 | 29.97 | 33.02 | 30.48 |
| 70247-24** | 24 | 27.94 | 35.05 | 38.10 | 35.56 |
| 70247-26** | 26 | 30.48 | 37.59 | 40.64 | 38.10 |
| 70247-30** | 30 | 35.56 | 42.67 | 45.72 | 43.18 |
| 70247-34** | 34 | 40.64 | 47.75 | 50.80 | 48.26 |
| 70247-40** | 40 | 48.26 | 55.37 | 58.42 | 55.88 |
| 70247-44** | 44 | 53.34 | 60.45 | 63.50 | 60.96 |
| 70247-48** | 48 | 58.42 | 65.53 | 68.58 | 66.04 |
| 70247-50** | 50 | 60.96 | 68.07 | 71.12 | 68.58 |
| 70247-56** | 56 | 68.58 | 75.69 | 78.74 | 76.20 |
| 70247-60** | 60 | 73.66 | 80.77 | 83.82 | 81.28 |
| 70247-64** | 64 | 78.74 | 85.85 | 88.90 | 86.36 |
| 70247-72** | 72 | 88.90 | 96.01 | 99.06 | 96.52 |

| | | | | | | | | | |
|---|--------------------------|---|---|-----------------|---|--------------|--|--|---|
| UPDATE AND REDIMENSIONS: EC NO: S2013-0606 DRAWN BY: JENNIFER CHKD: SKANG APPR: MLONG 2013/03/07 2013/03/13 2013/03/13 | DESCRIPTION REV J2 | QUALITY SYMBOLS | GENERAL TOLERANCES (UNLESS SPECIFIED) | DIMENSION STYLE | SCALE | DESIGN UNITS | THIRD ANGLE PROJECTION | | |
| | | $\sqrt{\text{A}}=0$ $\sqrt{\text{B}}=0$ $\sqrt{\text{C}}=0$ | mm INCH 4 PLACES ± --- ± --- 3 PLACES ± --- ± --- 2 PLACES ± 0.20 ± --- 1 PLACE ± --- ± --- ANGULAR ± 3 ° | MM ONLY | NTS | METRIC | DRAWN BY: JENNIFER DATE: 1987/09/21 CHECKED BY: MLAI DATE: 1987/09/21 APPROVED BY: MLONG DATE: 2011/12/07 | TITLE: C-GRID, SHROUDED HEADER R/A (SLOTTED W/O STANDOFFS) MOLEX INCORPORATED | MATERIAL NO. DOCUMENT NO. SHEET NO. SEE DATA SDA-70247-**-00-04 2 OF 2 |
| | | DRAFT WHERE APPLICABLE MUST REMAIN WITHIN DIMENSIONS | | | THIS DRAWING CONTAINS INFORMATION THAT IS PROPRIETARY TO MOLEX INCORPORATED AND SHOULD NOT BE USED WITHOUT WRITTEN PERMISSION | | | | |
| | | | | | | | | | |

| | | | | | | | | | |
|----|---|---|---|---|---|---|---|---|---|
| 10 | 9 | 8 | 7 | 6 | 5 | 4 | 3 | 2 | 1 |
|----|---|---|---|---|---|---|---|---|---|