

## Excellent Integrated System Limited

Stocking Distributor

Click to view price, real time Inventory, Delivery & Lifecycle Information:

[Molex Connector Corporation](#)  
[70247-1652](#)

For any questions, you can email us directly:

[sales@integrated-circuit.com](mailto:sales@integrated-circuit.com)

10 9 8 7 6 5 4 3 2 1

F

E

D

C

B

A

F

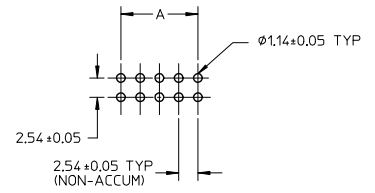
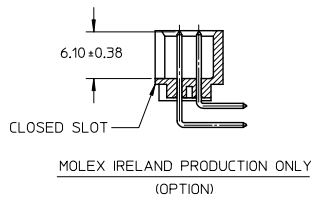
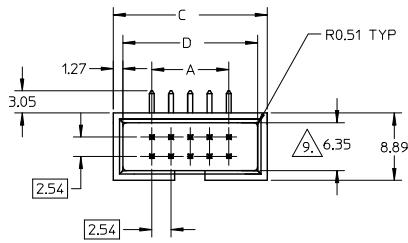
E

D

C

B

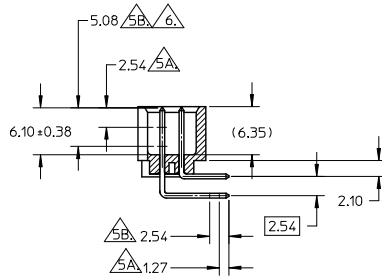
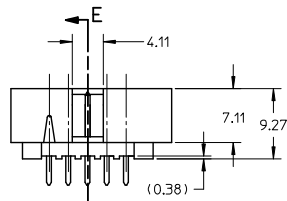
A



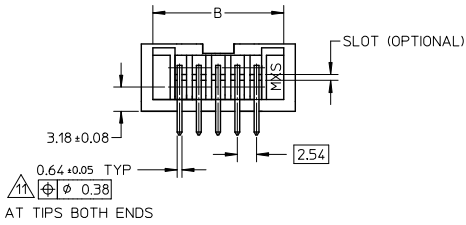
RECOMMENDED PCB HOLE LAYOUT

LEGEND:

70247 - \* \* \* \*  
CKT SIZE  
PLATING OPT.



SECTION E-E



UPDATE AND REDIMENSIONS: EC NO: S2013-0606 DRAWN BY: 2013/03/07 CHKD: SKANG APPR: MLONG 2013/03/13 2013/03/13	QUALITY SYMBOLS	GENERAL TOLERANCES (UNLESS SPECIFIED)		DIMENSION STYLE		SCALE	DESIGN UNITS	THIRD ANGLE PROJECTION	
	▽=0	mm	INCH	MM ONLY		NTS	METRIC	◎ □	
	▽=0	4 PLACES ± ---	± ---	DRAWN BY	DATE	TITLE	C-GRID, SHROUDED HEADER R/A (SLOTTED W/O STANDOFFS)		
	▽=0	3 PLACES ± ---	± ---	JENNIFER	1987/09/21		MOLEX INCORPORATED		
REV	DESCRIPTION	2 PLACES ± 0.20	± ---	CHECKED BY	DATE	MATERIAL NO.	DOCUMENT NO.	SHEET NO.	
J2		1 PLACE ± ---	± ---	MLAI	1987/09/21	SEE DATA	SDA-70247-**-00-04	1 OF 2	
		ANGULAR ± 3°		APPROVED BY	DATE	THIS DRAWING CONTAINS INFORMATION THAT IS PROPRIETARY TO MOLEX INCORPORATED AND SHOULD NOT BE USED WITHOUT WRITTEN PERMISSION			
		DRAFT WHERE APPLICABLE MUST REMAIN WITHIN DIMENSIONS		MLONG	2011/12/07				

9 8 7 6 5 4 3 2 1

10	9	8	7	6	5	4	3	2	1
----	---	---	---	---	---	---	---	---	---

NOTES:

- PIN PUSHOUT FORCE (9072KG/2LBS MIN).
- PIN SOLDERABILITY PER MOLEX SPEC. ES-152.
- PRODUCT SPEC: PS-70246-100 APPLIES.
- WAFER TO BE FLAT WITHIN .003 MM/MM.
- DIMENSIONS FOR PLATING LOCATION:

MEASURE POINT FOR THICKNESS

MINIMUM COVERAGE

GOLD END OF PIN UNLESS OVERALL PLATED.

FINISH: - 51 : 15 MICRO INCHES MIN GOLD PLATE ON CONTACT AND 75 MICRO INCHES MIN TIN PLATE ON SOLDER TAIL BOTH OVER 50 MICRO INCHES MIN NICKEL OVERALL.

- 52 : 30 MICRO INCHES MIN GOLD PLATE ON CONTACT AND 75 MICRO INCHES MIN TIN PLATE ON SOLDER TAIL BOTH OVER 50 MICRO INCHES MIN NICKEL OVERALL.

- 54 : 5 MICRO INCHES MIN GOLD PLATE ON CONTACT AND 75 MICRO INCHES MIN TIN PLATE ON SOLDER TAIL. BOTH OVER 50 MICRO INCHES MIN NICKEL OVERALL.

CHECK WITH SALES OFFICE FOR AVAILABILITY.

DIM AT THE CENTRE OF THE SHROUDED WALL SHALL BE 5.91MM MIN. THIS SPEC IS VALID FOR ALL CKT SIZE.

10. MATERIAL:  
HSG: PBT, GLASS FILLED, UL94V-0, COLOUR: BLACK  
PIN: 0.64MM SQ. PIN PHOSPHOR BRONZE.

SOLDER TAIL POSITION TOLERANCE TO BE GAUGED.

PART NUMBER	CKT SIZE	DIM A	DIM B	DIM C	DIM D
70247-08**	08	7.62	14.73	17.78	15.24
70247-10**	10	10.16	17.27	20.32	17.78
70247-12**	12	12.70	19.81	22.86	20.32
70247-14**	14	15.24	22.35	25.40	22.86
70247-16**	16	17.78	24.89	27.94	25.40
70247-20**	20	22.86	29.97	33.02	30.48
70247-24**	24	27.94	35.05	38.10	35.56
70247-26**	26	30.48	37.59	40.64	38.10
70247-30**	30	35.56	42.67	45.72	43.18
70247-34**	34	40.64	47.75	50.80	48.26
70247-40**	40	48.26	55.37	58.42	55.88
70247-44**	44	53.34	60.45	63.50	60.96
70247-48**	48	58.42	65.53	68.58	66.04
70247-50**	50	60.96	68.07	71.12	68.58
70247-56**	56	68.58	75.69	78.74	76.20
70247-60**	60	73.66	80.77	83.82	81.28
70247-64**	64	78.74	85.85	88.90	86.36
70247-72**	72	88.90	96.01	99.06	96.52

UPDATE AND REDIMENSIONS: EC NO: S2013-0606 DRAWN BY: JENNIFER CHKD: SKANG APPR: MLONG	2013/03/07 2013/03/13 2013/03/13	DESCRIPTION REV	QUALITY SYMBOLS	GENERAL TOLERANCES (UNLESS SPECIFIED)		DIMENSION STYLE		SCALE	DESIGN UNITS	THIRD ANGLE PROJECTION
			$\sqrt{\text{A}}=0$ $\sqrt{\text{B}}=0$ $\sqrt{\text{C}}=0$	mm	INCH	MM ONLY		NTS	METRIC	
				4 PLACES	± ---	± ---	DRAWN BY	DATE	TITLE	
				3 PLACES	± ---	± ---	JENNIFER	1987/09/21	C-GRID, SHROUDED HEADER R/A (SLOTTED W/O STANDOFFS)	
2 PLACES	± 0.20	± ---	CHECKED BY	DATE	MOLEX INCORPORATED					
1 PLACE	± ---	± ---	MLAI	1987/09/21						
ANGULAR ± 3 °		APPROVED BY		DATE	MATERIAL NO.	DOCUMENT NO.	SHEET NO.			
DRAFT WHERE APPLICABLE MUST REMAIN WITHIN DIMENSIONS		MLONG		2011/12/07	SEE DATA	SDA-70247-**-00-04	2 OF 2			
SIZE  THIS DRAWING CONTAINS INFORMATION THAT IS PROPRIETARY TO MOLEX INCORPORATED AND SHOULD NOT BE USED WITHOUT WRITTEN PERMISSION										

10	9	8	7	6	5	4	3	2	1
----	---	---	---	---	---	---	---	---	---