

## Excellent Integrated System Limited

Stocking Distributor

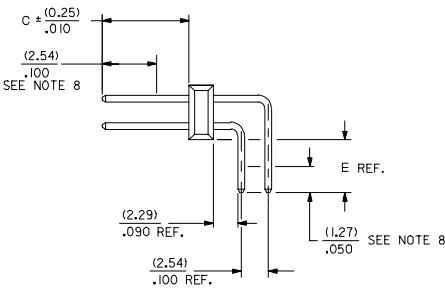
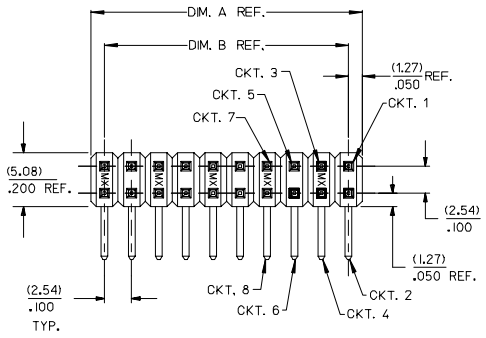
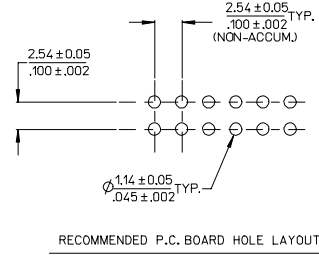
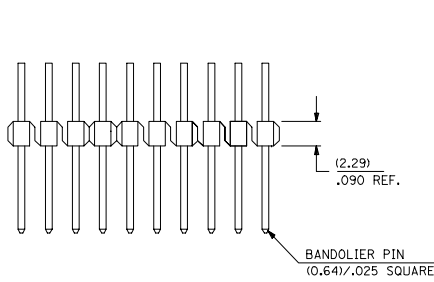
Click to view price, real time Inventory, Delivery & Lifecycle Information:

[Molex Connector Corporation](#)  
[0717640180](#)

For any questions, you can email us directly:

[sales@integrated-circuit.com](mailto:sales@integrated-circuit.com)

CKTS	DIM. A	DIM. B
04	(5.08)/.200	(2.54)/.100
06	(7.62)/.300	(5.08)/.200
08	(10.16)/.400	(7.62)/.300
10	(12.70)/.500	(10.16)/.400
12	(15.24)/.600	(12.70)/.500
14	(17.78)/.700	(15.24)/.600
16	(20.32)/.800	(17.78)/.700
18	(22.86)/.900	(20.32)/.800
20	(25.40)/1.000	(22.86)/.900
22	(27.94)/1.100	(25.40)/1.000
24	(30.48)/1.200	(27.94)/1.100
26	(33.02)/1.300	(30.48)/1.200
28	(35.56)/1.400	(33.02)/1.300
30	(38.10)/1.500	(35.56)/1.400



- NOTES:
- MATERIAL: WAFER - HIGH TEMPERATURE THERMAL PLASTIC, 94V-0, COLOR: BLACK  
PIN - COPPER ALLOY
  - PLATING:  
TIN - (0.00381)/.000150 MINIMUM TIN PLATE OVER NICKEL PLATE.  
15 GOLD - (0.00381)/.000015 MINIMUM GOLD PLATE IN SELECT AREA, (0.00191)/.000075 MINIMUM TIN PLATE IN SELECT AREA, OVER NICKEL PLATE OVERALL.  
30 GOLD - (0.00761)/.000030 MINIMUM GOLD PLATE IN SELECT AREA, (0.00191)/.000075 MINIMUM TIN PLATE IN SELECT AREA, OVER NICKEL PLATE OVERALL.
  - THE PRIMARY SHIPPING CARTON WILL BE LABELED 'COMPLIANT TO RoHS DIRECTIVE 2002/95/EC AND ELV ANNEX II OF DIRECTIVE 2000/53/EC'. CARTONS WITHOUT THIS LABEL MAY CONTAIN PRODUCT WITH LEAD.
  - PRODUCT CONFORMS TO PS-71764.
  - PACKAGING INFORMATION:  
FOR 4 THRU 8 CIRCUIT PARTS USE PK-70873-0353  
FOR 10 CIRCUITS AND OVER USE PK-70873-0075
  - FOR ILLUSTRATION PURPOSES, 20 (DUAL 10) CIRCUIT SIZE IS SHOWN.
  - PINS MUST MEET SOLDERABILITY SPEC. ES-152, EXCEPT VODS ARE PERMISSIBLE AT BANDOLIER PIN AT BANDOLIER PIN FAYING SURFACE. (APPROX. (0.64)/.025 LRG X (0.15)/.006 WD, REF.) 2 LOCATIONS
  - WAFER TO BE FLAT WITHIN (0.03 MM/CM) OR .003 IN./IN
  - MEASURE POINT FOR PLATING THICKNESS.
  - THIS PART CONFORMS TO CLASS B REQUIREMENTS OF COSMETIC SPECIFICATION PS-45499-002

ADD NOTE 9 E.C. NO: UCF2007-1441 2006/12/11 DRAWN BY: DRWINRUBBER CHKD BY: CHKKAUBERR APPROV: SMITH	QUALITY SYMBOLS ▽=0 ▽=0	GENERAL TOLERANCES (UNLESS SPECIFIED)		MM/IN	SCALE	DESIGN UNITS	THIRD ANGLE PROJECTION
		4 PLACES ±.01 ±.01	3 PLACES ±.01 ±.01	2 PLACES ±.025 ±.01	1 PLACE ±.025 ±.01	4:1	INCH
DRAWN BY: CAC CHECKED BY: PR APPROVED BY: DJB DATE: 1995/08/23		MATERIAL NO. SEE TABLE		DOCUMENT NO. SD-71764-001		SHEET NO. 1 OF *	
DRAFT WHERE APPLICABLE MUST REMAIN WITHIN DIMENSIONS		THIS DRAWING CONTAINS INFORMATION THAT IS PROPRIETARY TO MOLEX INCORPORATED AND SHOULD NOT BE USED WITHOUT WRITTEN PERMISSION					