

Excellent Integrated System Limited

Stocking Distributor

Click to view price, real time Inventory, Delivery & Lifecycle Information:

[Tamura](#)
[L07P005S05](#)



For any questions, you can email us directly:

sales@integrated-circuit.com

Current Sensor Product List

TAMURA CORPORATION OF AMERICA
 1040 South Andreesen Dr. Ste 100
 Escondido, CA 92029












Contact: 1-800-472-6624
 sensors@tamuracorp.com

SERIES	MODEL	Main Specification					UL R/C	Features
		Circuit System	Mounting Configuration	Primary Conductor	Rated Current	Power Voltage		
F03P 	F03PxxxS05L F03PxxxS05	Fluxgate system	On-board	Built-in bus-bar	6~50A	+5V	●	<ul style="list-style-type: none"> • Super precision & High stability • F02P & F03P: with reference access • F03P: Longer creepage & clearance distances • Name end "L": Backward compatible, Anti surge current, Compact
F02P 	F02PxxxS05L F02PxxxS05							
F01P 	F01PxxxS05L F01PxxxS05							
LA03P  NEW	LA03PxxxS05	Open loop	On-board	Built-in bus-bar	21~85A	+5V	●	<ul style="list-style-type: none"> • One Loop - one chip ASIC model • Low profile package (8.5mm on PCB) • High speed response • *1 : Measurement current range
LA02P  NEW	LA02PxxxS03		On-board		21~85A	+3.3V		
LA01P(M) 	LA01PxxxS05	Open loop	On-board (Discrete)	Built-in bus-bar	35~170A *1	+5V	●	
	LA01MxxxS05		On-board (SMT)		21~41A *1			
L37S  NEW	L37SxxxD15	Open loop	Connector (MOLEX/JUST)	Through □ 20.4 x 10.4	50~600A	±15V	●	
L34S 	L34SxxxD15	Open loop	Connector (MOLEX)	Through □ 40.5 x 40.5	200~1500A	±15V	●	<ul style="list-style-type: none"> • High current (1500A_max) • Wide electrical current range • Large aperture
L32P 	L32PxxxS05FS	Open loop	On-board	Through □ 15 x 8	50~400A	+5V	●	<ul style="list-style-type: none"> • Ferrite core is used • With reference access • Anti-sulfurated
	L32PxxxS05BFS			Built-in bus-bar	50A, 100A			
L31S 	L31SxxxS05FS	Open loop	Connector (MOLEX)	Through □ 20.5 x 10.5	50~600A	+5V	●	<ul style="list-style-type: none"> • Wide electrical current range • Ferrite core is used • With reference access • Anti-sulfurated
L18P 	L18PxxxD15-OP L18PxxxD15 SL18PxxxD15	Open loop	On-board	Built-in coil/ bus-bar	3~60A	±15V	●	<ul style="list-style-type: none"> • Low cost • Compact, high performance • Name First "SL18P"; Anti-sulfurated (Coating; Anti-sulfurated resistance) • Name End "R": Rated voltage change
	L18PxxxS05 L18PxxxS05R					+5V		
	L18PxxxS12					+12V		
L12P 	L12P025D15	Open loop	On-board	Built-in coil	25A	±15V	●	<ul style="list-style-type: none"> • Low cost • Compact

Current Sensor Product List

TAMURA CORPORATION OF AMERICA
 1040 South Andreesen Dr. Ste 100
 Escondido, CA 92029

Contact: 1-800-472-6624
 sensors@tamuracorp.com

SERIES	MODEL	Main Specification					UL R/C	Features
		Circuit System	Mounting Configuration	Primary Conductor	Rated Current	Power Voltage		
L08P 	L08PxxxD15W/IPV	Open loop	On-board	Through ø16	100~300A	±15V	<ul style="list-style-type: none"> Wide range of applications Name End "W": Saturation current up NC pin is deleted 	
	L08PxxxD15				50~200A			
L07P 	L07PxxxD15	Open loop	On-board	Built-in coil	3~30A	±15V	<ul style="list-style-type: none"> Low cost Built in 2 circuits Name End "S": Anti-sulfurated (Coating; Anti-sulfurated resistance) 	
	L07PxxxD15S					+5V		
	L07PxxxS05							
L06P 	L06PxxxS05	Open loop	On-board	Through ø22	300~800A	+5V	<ul style="list-style-type: none"> Wide range of applications Single power supply type 	
L05Z 	L05Z800S15	Open loop	Connector (JST)	Through □ 20.5 x 10.5	800A	+15V	<ul style="list-style-type: none"> Wide range of applications Single power supply type 	
L03S 	L03SxxxD15	Open loop	Connector (MOLEX)	Through □ 20.5 x 10.5	50~600A	±15V	<ul style="list-style-type: none"> Wide electrical current range Compact Name End "W": Saturation current up, Change position of CN 	
	L03SxxxD15W		Connector (MOLEX/JST)		50~800A			
L01Z 	L01ZxxxS05	Open loop	On-board	Through □ 15x8	50~600A	+5V	<ul style="list-style-type: none"> Wide electrical current range Compact 	
S29S 	S29S1T0D24Z S29S1T0D24ZM S29S1T0D24ZJ	Closed loop	Connector (MOLEX/JST)	Through ø38.5	1000A	±24V	<ul style="list-style-type: none"> High-current, High accuracy Conversion Ratio 1:5000 Connector: MOLEX (2 Type), JST (1 Type) 	
S28S 	S28SxxxD24Z S28SxxxD24ZM	Closed loop	Connector (MOLEX)	Through ø30	500A	±24V	<ul style="list-style-type: none"> High-current, High accuracy Conversion Ratio 1:5000 Connector: MOLEX (2 Type) 	
S27S 	S27S300D15Y S27S300D15YM	Closed loop	Connector (MOLEX)	Through ø20	300A	±20V	<ul style="list-style-type: none"> High accuracy, High performance Conversion Ratio 1:2000 Connector: MOLEX (2 Type) 	
S26P 	S26S200D15Y	Closed loop	On-board	Through □ 17x11	200A	±15V	<ul style="list-style-type: none"> High accuracy, High performance Conversion Ratio 1:2000 	
S25P 	S25PxxxD15X	Closed loop	On-board	Through □ 13x8.5	50~150A	±15V	<ul style="list-style-type: none"> High accuracy, High performance Conversion Ratio 1:1000 (Name end "X"), 1:2000 (Name end "Y") 	
S23P 	S23PxxxD15M2 S23PxxxD15M1 S23PxxxD15	Closed loop	On-board	Built-in bus-bar	100A	±15V	<ul style="list-style-type: none"> Name end "M2", Backward compatible, dv/dt improvement type Name end "M1": Conversion Ratio 1:1000, Conversion Ratio - Normal and M2 Type are 1:2000 	
S22P 	S22PxxxS05M2 S22PxxxS05P	Closed loop	On-board	Built-in bus-bar	6~25A	+5V	<ul style="list-style-type: none"> Voltage-output type Name end "M2", Backward compatible of normal model, External magnetic field improvement model Name end "P", Short lead model of normal model 	
S21S 	S21S180D15JN	Closed loop	Connector (JST)	Through R10	180A	±15V	<ul style="list-style-type: none"> Semicircle aperture Conversion Ratio 1:4000 	
S20S 	S20S200D15M1	Closed loop	Connector (JST)	Through ø20.5	200A	±15V	<ul style="list-style-type: none"> High accuracy, High performance Conversion Ratio 1:2000 	