

Excellent Integrated System Limited

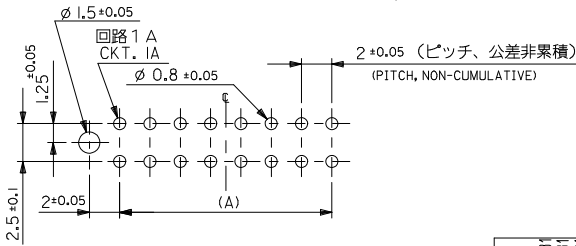
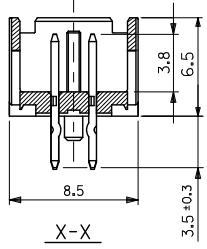
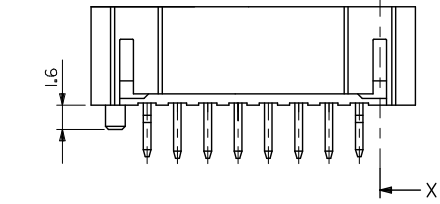
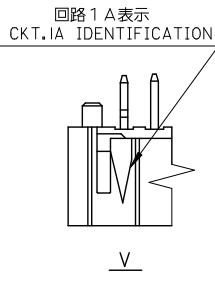
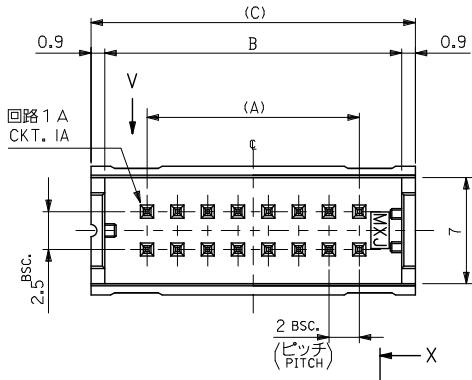
Stocking Distributor

Click to view price, real time Inventory, Delivery & Lifecycle Information:

[Molex Connector Corporation](#)
[53313-1665](#)

For any questions, you can email us directly:
sales@integrated-circuit.com

10 9 8 7 6 5 4 3 2 1



基板取付穴推奨寸法 (参考)
RECOMMENDED PCB HOLE DIM.(REF.)

MATERIAL
材料 注記参照
SEE NOTES

注記
NOTES

- 材料:
MATERIALS:
ウエハー : ホリアミド、ガラス充填、UL94V-0、色 : グレー
WAFFER : PA, GLASS FILLED, UL94V-0, COLOR: GRAY
ピン : 黄銅、スズメッキ
PIN : BRASS, PRE-TINNED
- 適合メスコネクター : 51089-***5, 52478-***15, 52484-***15
MATING CONNECTOR
適合クリップ : 51094-***00
MATING CLIP
- 推奨基板厚 :
RECOMMENDED PCB THICKNESS : t
- メッキ仕様
TERMINAL PLATING
表面メッキ : スズメッキ 14μm MIN.
SURFACE PLATE : TIN 14μm MIN.
下地メッキ : ニッケルメッキ 0.5μm MIN.
UNDER PLATE : NICKEL 0.5μm MIN.

無鉛
LEAD FREE

65.4	63.6	58	53313-6065	60
55.4	53.6	48	-5065	50
45.4	43.6	38	-4065	40
39.4	37.6	32	-3465	34
35.4	33.6	28	-3065	30
33.4	31.6	26	-2865	28
31.4	29.6	24	-2665	26
29.4	27.6	22	-2465	24
27.4	25.6	20	-2265	22
25.4	23.6	18	-2065	20
23.4	21.6	16	-1865	18
21.4	19.6	14	-1665	16
19.4	17.6	12	-1465	14
17.4	15.6	10	-1265	12
15.4	13.6	8	-1065	10
13.4	11.6	6	-0865	8
11.4	9.6	4	53313-0665	6
(C)	B	A	TRAY PACKAGE	CKT.
			ORDER NO.	

REVISED EC NO. J2010-0349 DRAWN BY CHIKIDAKAWA APPROVED BY APPR. MUKITA	GENERAL TOLERANCES (UNLESS SPECIFIED)		DIMENSION STYLE MM ONLY		SCALE 4:1	DESIGN UNITS METRIC	THIRD ANGLE PROJECTION
	10 UNDER	± 0.2	DRAWN BY A. IDA	DATE 2003/05/07	TITLE 2.0 W/B DUAL ROW S/T HEADER ASSY		
	10 OVER 30 UNDER	± 0.25	CHECKED BY J. MIYAZAWA	DATE 2003/05/07	MOLEX INCORPORATED		
	30 OVER	± 0.3	APPROVED BY Y. ITO	DATE 2003/05/07	MATERIAL NO. SEE CHART	DOCUMENT NO. SD-53313-002	SHEET NO. 1 OF 1
ANGULAR ±3°		DRAFT WHERE APPLICABLE MUST REMAIN WITHIN DIMENSIONS		THIS DRAWING CONTAINS INFORMATION THAT IS PROPRIETARY TO MOLEX INCORPORATED AND SHOULD NOT BE USED WITHOUT WRITTEN PERMISSION			