

Excellent Integrated System Limited

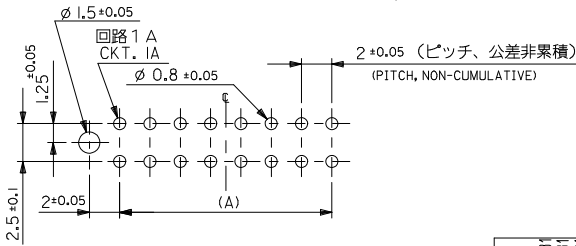
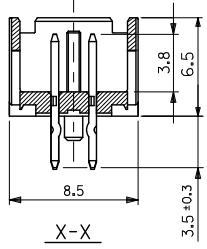
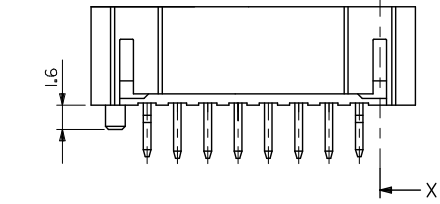
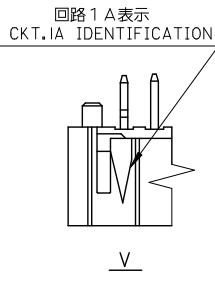
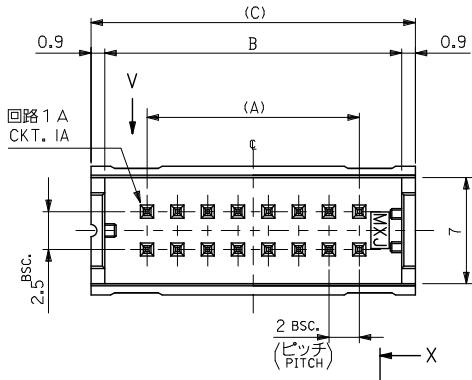
Stocking Distributor

Click to view price, real time Inventory, Delivery & Lifecycle Information:

[Molex Connector Corporation](#)
[53313-1865](#)

For any questions, you can email us directly:
sales@integrated-circuit.com

10 9 8 7 6 5 4 3 2 1



基板取付穴推奨寸法 (参考)
RECOMMENDED PCB HOLE DIM.(REF.)

MATERIAL
材料
注記参照
SEE NOTES

注記
NOTES

- 材料:
MATERIALS:
ウエハー : ホリアミド、ガラス充填、UL94V-0、色: グレー
WAFER : PA, GLASS FILLED, UL94V-0, COLOR: GRAY
ピン : 黄銅、スズメッキ
PIN : BRASS, PRE-TINNED
- 適合メスコネクター : 51089-***5, 52478-***15, 52484-***15
MATING CONNECTOR
適合クリップ : 51094-***00
MATING CLIP
- 推奨基板厚 :
RECOMMENDED PCB THICKNESS : t
- メッキ仕様
TERMINAL PLATING
表面メッキ : スズメッキ 14μm MIN.
SURFACE PLATE : TIN 14μm MIN.
下地メッキ : ニッケルメッキ 0.5μm MIN.
UNDER PLATE : NICKEL 0.5μm MIN.

無鉛
LEAD FREE

65.4	63.6	58	53313-6065	60
55.4	53.6	48	-5065	50
45.4	43.6	38	-4065	40
39.4	37.6	32	-3465	34
35.4	33.6	28	-3065	30
33.4	31.6	26	-2865	28
31.4	29.6	24	-2665	26
29.4	27.6	22	-2465	24
27.4	25.6	20	-2265	22
25.4	23.6	18	-2065	20
23.4	21.6	16	-1865	18
21.4	19.6	14	-1665	16
19.4	17.6	12	-1465	14
17.4	15.6	10	-1265	12
15.4	13.6	8	-1065	10
13.4	11.6	6	-0865	8
11.4	9.6	4	53313-0665	6
(C)	B	A	TRAY PACKAGE	CKT.
			ORDER NO.	

REVISED EC NO. J2010-0349 DRAWN BY CHIKIDAKAWA APPROVAL BY APPR. MUKITA	GENERAL TOLERANCES (UNLESS SPECIFIED)		DIMENSION STYLE MM ONLY	SCALE 4:1	DESIGN UNITS METRIC	THIRD ANGLE PROJECTION
	10 UNDER	± 0.2	DRAWN BY A. IDA	DATE 2003/05/07	TITLE 2.0 W/B DUAL ROW S/T HEADER ASSY	
	10 OVER 30 UNDER	± 0.25	CHECKED BY J. MIYAZAWA	DATE 2003/05/07	MOLEX INCORPORATED	
	30 OVER	± 0.3	APPROVED BY Y. ITO	DATE 2003/05/07	DOCUMENT NO. SD-53313-002	SHEET NO. 1 OF 1
ANGULAR ± 3 °		DRAFT WHERE APPLICABLE MUST REMAIN WITHIN DIMENSIONS		MATERIAL NO. SEE CHART		
SIZE A3 THIS DRAWING CONTAINS INFORMATION THAT IS PROPRIETARY TO MOLEX INCORPORATED AND SHOULD NOT BE USED WITHOUT WRITTEN PERMISSION						