

Excellent Integrated System Limited

Stocking Distributor

Click to view price, real time Inventory, Delivery & Lifecycle Information:

[TE Connectivity Raychem Circuit Protection
SMD250-2](#)

For any questions, you can email us directly:

sales@integrated-circuit.com

Tyco / Electronics
Raychem Circuit Protection
 308 Constitution Drive
 Menlo Park, CA 94025-1164
 Phone: 800-227-4856
 Fax: 800-227-4866

PolySwitch®
PTC Devices
 Overcurrent Protection Device

PRODUCT: SMD250

DOCUMENT: SCD 22295
 PCN: 544467
 REV LETTER: J
 REV DATE: JULY 2, 2002
 PAGE NO.: 1 OF 1

Specification Status: Released

Maximum Electrical Ratings

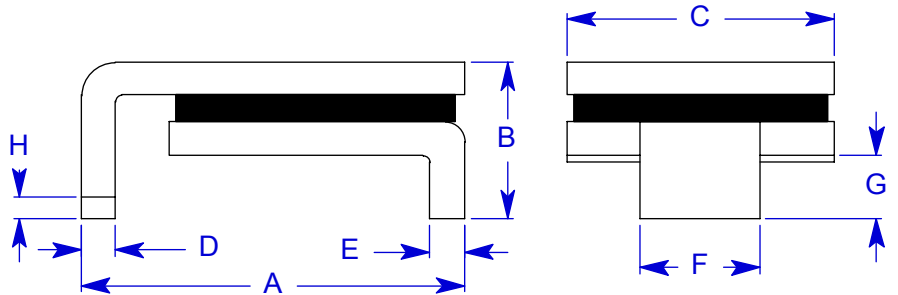
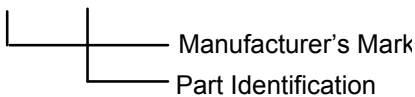
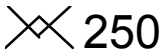
Operating Voltage / Interrupt Current

15V / 40A

12V / 60A

5V / 125A

Marking



Notes:

1. All metal surfaces are tin plated.
2. Devices cannot be wave soldered.
3. Drawing not to scale.

TABLE I. DIMENSIONS:

	A		B		C		D		E		F		G		H
	MIN	MAX	MIN	MAX	MIN	MAX	MIN	MAX	MIN	MAX	MIN	MAX	MIN	MAX	MIN
mm:	8.00	9.40	--	3.00	6.00	6.71	0.56	0.71	0.56	0.71	3.68	3.94	0.66	1.37	0.43
in*:	(0.315)	(0.370)	--	(0.118)	(0.236)	(0.264)	(0.022)	(0.028)	(0.022)	(0.028)	(0.145)	(0.155)	(0.026)	(0.054)	(0.017)

*Rounded off approximation

TABLE II. PERFORMANCE RATINGS:

CURRENT RATINGS**						TIME TO TRIP**	RESISTANCE VALUES		TRIPPED-STATE POWER DISSIPATION**
AMPS AT 0°C		AMPS AT 20°C		AMPS AT 60°C		SECONDS AT 20°C, 8.0A MAX	OHMS AT 20°C		WATTS AT 20°C MAX
HOLD	TRIP	HOLD	TRIP	HOLD	TRIP		MIN	MAX*	
2.8	6.0	2.5	5.0	1.6	3.8	25	0.035	0.085	1.9

* Maximum resistance is measured 1 hour after reflow.

** Values specified were determined using PCB's with 0.070"X1.5 ounce copper traces.

Reference Documents:

PS300, E.N. SMD 1.0x

Precedence:

This specification takes precedence over documents referenced herein.

Effectivity:

Reference documents shall be the issue in effect on the date of invitation for bid.

CAUTION:

Operation beyond the rated voltage or current may result in rupture, electrical arcing or flame.