Excellent Integrated System Limited

Stocking Distributor

Click to view price, real time Inventory, Delivery & Lifecycle Information:

TE Connectivity
MGDN1-00023

For any questions, you can email us directly:
sales@integrated-circuit.com

SERIES:

MGDN1

CoEv MAGNETICS

tyco Electronics

3003 9th Avenue SW
PO Box 50
Watertown, SD 57201
Toll free: 888-978-2638
Ph: 605-886-3326
Fax: 605-886-8995

BABT certified ISO 9001

Low Profile, Surface Mount Power Inductors

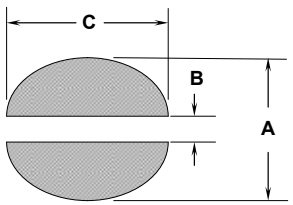

Suggested Land Pattern

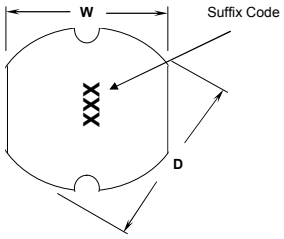

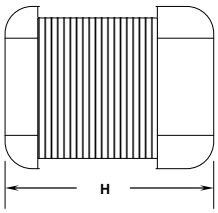

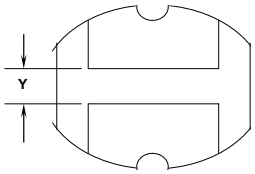

Series Number	Maximum Dimensions				Reference Dimensions			
	Units	L	W	H	Y	A	B	C
MGDN1	inches	0.189"	0.169"	0.138"	0.047"	0.217"	0.047"	0.169"
	[mm]	[4.80]	[4.30]	[3.50]	[1.20]	[5.50]	[1.20]	[4.30]

Features:

- High energy storage and low resistance
- Reliable surface mounting, flat top for pick and place.
- Smaller real estate than other common inductors.
- Robust temperature deflection to prevent damage during solder reflow.
- Tape and Reel mechanical specifications available upon request.
- Ambient Operating Temperature -25°C to +85°C.
- Highly resistive core for EMI suppression applications.

Notes:

- Imax is a maximum applied AC + DC current.
- Imax current is applied to produce a typical 10% drop in nominal inductance or temperature rise of 40°C whichever is lower.
- Tolerance suffix of M = ±20%.
- Tolerance suffix of K=10%
- DCR is a maximum at 20°C.
- Inductance is measured at:
  Ls 1.0 - 8.2µH (7.96MHz)
  Ls 10 - 8.2µH (2.52MHz)
  Ls 100 - 1000µH (100KHz)

260°C Maximum reflow temperature per J-STD020
Terminal Plating is Hot-dipped SnAgCu.

Pb RoHS Compliant

Schematic Diagram

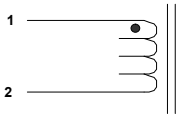

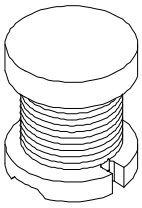

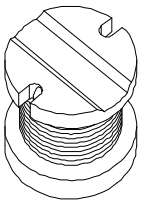

Contact CoEv for additional inductance values

MGDN1				
Lead Free Part Number	L µH	DCR W	I_{MAX} A	Tolerance Suffix
MGDN1-00001	1.0	0.033	3.80	M
MGDN1-00024	1.4	0.038	3.30	M
MGDN1-00003	1.8	0.042	2.91	M
MGDN1-00004	2.2	0.047	2.60	M
MGDN1-00005	2.7	0.052	2.43	M
MGDN1-00006	3.3	0.058	2.15	M
MGDN1-00007	3.9	0.076	1.98	M
MGDN1-00008	4.7	0.094	1.70	M
MGDN1-00009	5.6	0.101	1.60	M
MGDN1-00010	6.8	0.117	1.41	M
MGDN1-00011	8.2	0.132	1.26	M
MGDN1-00012	10	0.182	1.15	M
MGDN1-00013	12	0.210	1.05	M
MGDN1-00014	15	0.235	0.92	M
MGDN1-00015	18	0.338	0.84	M
MGDN1-00016	22	0.378	0.76	M
MGDN1-00017	27	0.522	0.71	M
MGDN1-00018	33	0.540	0.64	K
MGDN1-00019	39	0.587	0.59	K
MGDN1-00020	47	0.844	0.54	K
MGDN1-00021	56	0.937	0.50	K
MGDN1-00022	68	1.117	0.46	K
MGDN1-00023	1000	11.5	0.11	K

Specifications subject to change